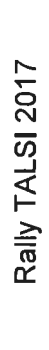




# Rally Talsi 2017


## Official Final Classification

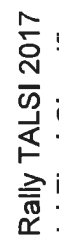
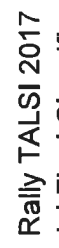


BRT

Document No 5.14-c 20-May-2017 21:30

Pos	Ovr Gr	No	Entrant / Team	Driver	Co-Driver	Nat	Vehicle	Group	Class	SS1	SS2	SS3	SS4	SS5	SS6	SS7	SS8	SS9	SS10	SS11	SS12	Penal.	Total Time	+Leader +Prev
1.	1.	2	Sports Racing Technologies	Nikolay Gryazin	Yaroslav Fedorov	LVA	Skoda Fabia R5	RC2	R5	1:15.03 1/1	1:13.23 2/2	13:40.54 1/1	6:11.25 2/2	12:11.40 2/2	5:15.34 1/1	6:49.78 1/1	5:10.59 1/1	3:55.68 1/1	3:52.24 1/1	1:39.48 2/2	1:38.62 1/1	0:10	1:03:03.18	
2.	2.	1	TGS Worldwide	Kalle Rovander	Risto Pietilainen	LVA	Skoda Fabia R5	RC2	R5	1:16.50 2/2	1:13.44 2/2	13:41.29 2/2	6:10.64 1/1	12:08.89 1/1	5:18.08 2/2	6:52.66 2/2	5:12.94 2/2	3:57.27 2/2	3:53.34 2/2	1:38.99 1/1	1:39.88 3/3		1:03:03.92	0.74
3.	3.	6	Sports Racing Technologies	Ralfis Sirmacs	Arturs Simins	LVA	Mitsubishi Lancer Evo IX RS	RC2	R4	1:17.33 3/3	1:14.01 3/3	14:12.06 6/6	6:23.23 5/5	12:36.35 4/4	5:27.76 5/5	7:05.07 3/3	5:18.72 4/4	4:06.22 4/4	4:01.32 3/3	1:40.16 3/3	1:39.04 4/4		1:06:01.27	1:58.09
4.	4.	14	Flip Nivette	Flip Nivette	Kamil Heller	POL	Mitsubishi Mirage	RC2	L8	1:18.33 6/6	1:15.94 4/4	14:10.35 5/5	6:24.45 7/7	12:31.38 3/3	5:21.97 3/3	7:12.70 6/6	5:15.68 3/3	4:02.76 3/3	4:03.39 5/5	1:45.72 8/8	1:43.03 8/8		1:06:05.70	2:02.52
5.	5.	8	Neiksans Rally Sport	Jānis Berķis	Edgars Čeporjus	LVA	Ford Fiesta R5	RC2	R5	1:17.74 5/5	1:16.38 6/6	14:06.24 4/4	6:24.02 6/6	12:47.42 6/6	5:31.45 8/8	7:33.82 15/15	5:24.80 5/5	4:21.36 14/14	4:11.59 12/12	1:41.97 4/4	1:39.95 4/4	0:10	1:06:26.74	3:23.56
6.	6.	10	ALKO1000 MOTORSPORT	Ranno Bundsen	Robert Lošćenik	EST	Mitsubishi Lancer Evo VIII	RC2	L13	1:19.06 8/8	1:17.25 8/8	14:37.68 9/9	6:27.25 8/8	12:48.68 7/7	5:31.07 7/7	7:11.78 5/5	5:27.23 6/6	4:08.46 5/5	4:10.24 10/10	1:45.27 6/6	1:42.81 7/7		1:06:26.78	3:23.60
7.	7.	9	General Financing team Pīlāne	Benediktas Vanagas	Agne Višackaitė - Laučuvienė	LTU	Skoda Fabia R5	RC2	R5	1:22.14 17/16	1:22.81 18/17	14:30.91 8/8	6:30.83 11/11	13:01.07 10/10	5:41.70 12/12	7:16.65 8/8	5:32.92 10/10	4:09.20 8/6	4:01.32 3/3	1:45.38 7/7	1:41.87 6/6		1:06:56.80	3:53.62
8.	8.	25	Ciedra Racing	Guntis Lieklājis	Ivars Grošus	LVA	Mitsubishi Lancer Evo IX	RC2	L13	1:22.05 16/15	1:18.67 11/11	14:38.52 10/10	6:28.11 9/9	12:59.03 9/9	5:34.76 9/9	7:20.41 9/9	5:31.31 8/8	4:09.87 7/7	4:04.87 7/7	1:50.01 12/12	1:46.67 11/11		1:07:04.28	4:01.10
9.	9.	17	ASRT Rally Team	Sergey Popov	Andrey Galkевич	RUS	Ford Fiesta	RC2	R5	1:21.52 14/13	1:20.16 16/15	14:42.95 12/12	6:39.34 14/14	13:12.22 11/11	5:36.93 11/11	7:33.23 14/14	5:46.62 14/14	4:12.00 10/10	4:07.62 9/9	2:12.42 21/14	1:49.96 15/13		1:08:34.97	5:31.79
10.	10.	16	RENCĒNU AUTOKLUBS	Ronalds Baldiņš	Ingars Sakne	LVA	Mitsubishi Lancer Evo VII	RC2	L13	1:20.65 11/10	1:17.03 7/7	14:49.60 13/13	6:41.56 17/17	13:19.03 12/12	5:52.83 15/15	7:13.82 7/7	5:31.91 9/9	4:11.25 8/8	4:04.62 8/6	1:43.90 5/5	1:41.17 5/5	0:50	1:08:37.37	5:34.19
11.	11.	24	Neiksans Rally Sport	Alexander Mikhaylov	Normunds Kokins	EST	Mitsubishi Lancer Evo X	RC2	N4	1:21.98 15/14	1:18.93 12/12	14:55.61 15/15	6:40.57 16/16	13:41.50 15/15	5:41.79 13/13	7:22.81 11/11	5:38.49 12/12	4:13.91 11/11	4:12.10 13/13	1:49.64 11/11	1:47.44 12/12		1:08:44.77	5:41.59
12.	12.	22	Vorobjovs Racing	Alexander Gorelov	Igor Skuridin	RUS	Mitsubishi Lancer Evo X	RC2	N4	1:22.72 18/17	1:20.98 17/16	15:10.51 18/17	6:39.75 15/15	13:22.11 13/13	5:45.51 14/14	7:26.75 13/13	5:41.97 13/13	4:18.28 12/12	4:10.90 11/11	1:49.07 10/10	1:46.19 10/10	0:10	1:09:04.74	6:01.56
13.	13.	21	ASK Autorikona	Linās Vašks	Laurynas Paškevičius	LTU	Mitsubishi Lancer Evo IX	RC2	N4	1:21.11 12/11	1:19.87 15/14	14:53.06 14/14	6:36.12 13/13	13:30.11 14/14	5:36.87 10/10	7:23.66 12/12	5:34.47 11/11	4:11.31 9/9	4:54.23 21/14	1:52.43 16/13	1:50.63 17/14		1:09:13.87	6:10.69
14.	14.	32	Sports Racing Technologies	Oliver Solberg	Veronica Gulbæk Engan	NOR	Peugeot 208 R2	RC4	R2	1:24.69 19/2	1:19.80 14/1	15:32.39 19/2	6:57.39 18/1	14:27.19 18/2	6:01.89 16/1	7:48.11 17/1	5:50.18 15/1	4:24.53 15/1	4:21.60 14/1	1:50.04 13/1	1:48.24 13/1		1:11:46.05	8:42.87
15.	15.	2	Juta KSK	Jonas Pipiras	Aisvydas Paliūkenas	LTU	Ford Fiesta R2T	RC4	R2	1:26.80 21/3	1:25.01 21/3	15:46.31 21/4	7:00.31 19/2	13:56.64 16/1	6:02.27 17/2	7:53.68 19/3	5:52.76 16/2	4:32.10 16/3	4:29.72 16/3	1:52.00 15/3	1:49.73 14/2		1:12:07.33	9:04.15
16.	16.	34	Vorobjovs Racing	Daniela Belokorņs	Toms Freibergs	LVA	Ford Fiesta R2T	RC4	R2	1:29.47 23/5	1:24.36 20/2	15:42.84 20/3	7:08.70 22/3	16:09.40 23/6	6:02.91 18/3	7:49.07 18/2	5:54.18 17/3	4:31.32 16/2	4:28.95 15/2	1:53.45 17/4	1:50.71 18/4		1:14:25.36	11:22.18
17.	17.	18	RIT Team	Aleksejs Ostapiņš	Andrey Arefev	LVA	Mitsubishi Lancer Evo X	RC2	L13	1:18.96 7/7	1:18.42 10/10	14:39.56 11/11	6:22.93 4/4	12:49.94 8/8	5:30.78 6/6	7:21.22 10/10	5:29.33 7/7	4:18.33 13/13	4:05.58 8/8	1:48.87 9/9	1:45.76 9/9	10:00	1:16:49.68	13:46.50
18.	18.	4	Neiksans Rally Sport	Artur Muradian	Dmitry Lebedik	RUS	Peugeot 208 R2	RC4	R2	1:34.27 25/7	1:26.62 24/5	15:57.19 23/5	13:38.95 27/7	14:31.66 19/3	6:07.46 19/4	8:01.48 20/4	5:59.56 19/4	4:35.79 18/4	4:33.02 17/4	1:51.58 14/2	1:50.46 16/3	0:10	1:20:18.04	17:14.86
19.	19.	5	Lebester Racing	Jacob Lyseng	Lasse Olsen	LVA	Ford Fiesta R2	RC4	R2	1:30.67 24/6	1:29.59 28/8	16:47.12 28/8	7:26.84 26/6	17:07.76 24/7	6:24.72 23/7	9:16.98 23/6	6:20.16 22/6	4:45.68 21/6	4:44.15 19/5	1:59.65 20/6	1:59.36 21/6	0:40	1:20:32.68	17:29.50
20.	20.	1	ASRT Rally Team	Petr Turkin	Vasily Mirkotan	RUS	Citroen D3S R3T Racing	RC3	R3	1:35.13 27/1	1:26.88 26/1	16:24.37 26/1	7:20.49 24/1	14:34.90 20/1	12:56.18 24/1	8:20.28 21/1	6:14.18 21/1	4:43.74 20/1	4:37.09 18/1	1:56.35 19/1	1:51.02 19/1		1:22:00.61	18:57.43
21.	21.	6	ASK Autorikona	Laurynas Diržininkas	Mindaugas Valiukas	LTU	Ford Fiesta R2	RC4	R2	6:57.27 28/8	1:28.48 21/7	16:38.52 21/7	7:26.72 25/5	15:04.19 22/5	6:17.86 22/6	8:21.43 22/5	6:10.98 20/5	4:42.14 19/5	4:47.05 20/6	1:55.92 18/5	1:51.97 20/5	0:20	1:22:02.53	18:59.35





Rally TALSIS 2017  
Official Final Classification

BRT

Document No 5.14-c 20-May-2017 21:30

Pos Ovr Gr	Entrant / Team	Driver Co-Driver	Nat	Vehicle	Group Class	SS1	SS2	SS3	SS4	SS5	SS6	SS7	SS8	SS9	SS10	SS11	SS12	Penal.	Total Time	+Leader +Prev	
20	Cone Forest Rally Team	Sergey Uger Maria Uger	ISR ISR	Ford Fiesta R5 R5	RC2 R5	1:34.96 26/19	1:26.05 22/19	16:00.66 24/19	7:06.47 21/19	14:25.89 17/16	6:16.26 21/16	7:43.70 16/16	5:58.23 18/15					1:00	1:00	Out of road	
4	Vorobjovs Racing	Jānis Vorobjovs Ivo Pūķis	LVA LVA	Mitsubishi Lancer Evo X	RC2 N4	1:17.48 4/4	1:16.05 5/5	14:04.28 3/3	6:22.62 3/3	12:42.53 5/5	5:26.99 4/4	7:10.36 4/4						1:00	1:00	Wheel	
38	ALM Motorsport	Aleksandr Kudryavtsev Volodymyr Korsia	RUS UKR	Peugeot 208 R2 R2	RC4 R2	1:27.65 22/4	1:26.66 25/6	16:12.67 25/6	7:11.84 23/4	14:59.71 21/4	6:09.51 20/5							0:10	0:10	Rollover	
19	Edijs Bergmanis	Edgars Grīns	LVA LVA	Mitsubishi Evolution IX	RC2 L13	1:19.39 9/9	1:18.05 9/9	14:23.60 7/7	6:30.06 10/10												Out of road
27	OK Tehnikaspordklubi	Allan Popov Aleksēi Krylov	EST RUS	Mitsubishi Lancer Evo IX	RC2 N4	1:21.27 13/12	1:19.50 13/13	14:59.40 16/16	6:33.93 12/12												Accident
46	Neiksans Rally Sport	Lazar Kan Falkmar Platz	DEU DEU	Mitsubishi Lancer Evo IX	RC2 N4	1:25.43 20/18	1:23.37 19/18	15:56.82 22/18	7:01.50 20/18										0:10	0:10	Accident
30	LMT Autosporta Akadēmija	Mārtiņš Sēkss Andris Mālnieks	LVA LVA	Peugeot 208 R2 R2	RC4 R2	1:20.23 10/1	1:26.07 23/4	15:00.28 17/1													Did not start at SS-4
26	Vorobjovs Racing	Rolands Jaunzems Ainārs Kalniņš	LVA LVA	Mitsubishi Lancer Evo VIII	RC2 L13																Axle

\* BET NATIONALLY HOMOLOGATED CARS

S

SOLVER WITH

Wrd

Jadomi

NO VAB

Handwritten signature

